



**Application:** urban roads, residential roads (internal), parks, pedestrians, parkings

**Assembly:** on extension arms, wall brackets, columns with extension arms with  $\varnothing 42$  x 40 mm ending

**Ingress protection:** IP 66 for the optical part and the driver

**Material:** body and cap – anodised aluminium formed sheet metal

**Colour:** black

**Optical system:** PMMA optics, interchangeable LED module

**Number of LEDs:** 24

**Operating temperature range:** from  $-40^{\circ}\text{C}$  to  $+55^{\circ}\text{C}$

**Expected useful lifetime:** L90F10 – 50 000 h, L80F20 – 100 000 h

**CRI:** >70 for 5000K, 4000K; >80 for 3500K

**Corrective factor S/P:** 1,8 for 5000K; 1,45 for 3500K; 1,55 for 4000K

**Input voltage frequency:** 50 - 60Hz

**Power factor:**  $\geq 0.95$

**Inrush current:** : 53A / 200 $\mu\text{s}$  for 48W, 60W; 57A / 210 $\mu\text{s}$  for 72W

Luminaire OW LED has the possibility to connect to an external control system via DALI interface (optionally via analog signal 1- 10V).



Code	Symbol	LED power	Luminaire Power consumption	LED forward current	Colour temperature (CCT)	LEDs luminous flux <sup>2)</sup>	Luminaire luminous flux <sup>2)</sup>	Luminous efficacy	Unit volume	Luminaire net weight
<b>2109033/3/...</b> <sup>1)</sup>	OW LED 48	48W	55W	700mA	3500K	7 000lm	6550lm	119lm/W	0,01m <sup>3</sup>	6kg
<b>2109033/4/...</b> <sup>1)</sup>	OW LED 48	48W	55W	700mA	4000K	7 300lm	6800lm	124lm/W	0,01m <sup>3</sup>	6kg
<b>2109033/6/...</b> <sup>1)</sup>	OW LED 48	48W	55W	700mA	5000K	8 150lm	7100lm	129lm/W	0,01m <sup>3</sup>	6kg
<b>2109034/3/...</b> <sup>1)</sup>	OW LED 60	60W	68W	830mA	3500K	8 050lm	7700lm	115lm/W	0,01m <sup>3</sup>	6kg
<b>2109034/4/...</b> <sup>1)</sup>	OW LED 60	60W	67W	830mA	4000K	8 950lm	8000lm	119lm/W	0,01m <sup>3</sup>	6kg
<b>2109034/6/...</b> <sup>1)</sup>	OW LED 60	60W	68W	830mA	5000K	9 350lm	8400lm	125lm/W	0,01m <sup>3</sup>	6kg
<b>2109035/3/...</b> <sup>1)</sup>	OW LED 72	72W	80W	1000mA	3500K	9 400lm	8950lm	112lm/W	0,01m <sup>3</sup>	6kg
<b>2109035/4/...</b> <sup>1)</sup>	OW LED 72	72W	80W	1000mA	4000K	10 450lm	9300lm	116lm/W	0,01m <sup>3</sup>	6kg
<b>2109035/6/...</b> <sup>1)</sup>	OW LED 72	72W	80W	1000mA	5000K	10 950lm	9750lm	122lm/W	0,01m <sup>3</sup>	6kg

1) Symbol of chosen optical system eg. **2109033/6/T2** is **OW LED 48 5000K with T2 optical system**

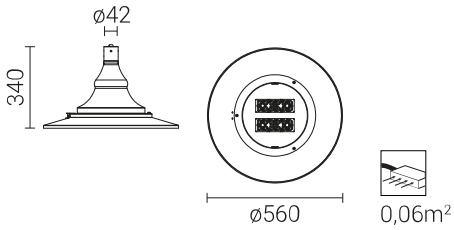
2) tolerance +/- 3% due to LEDs accuracy

**Directive:** 2014/35/UE (Official Journal of the UE L 96/357 29.03.2014), 2014/30/UE (Official Journal of the UE L 96/79 29.03.2014), 2011/65/UE, 2009/125/EC

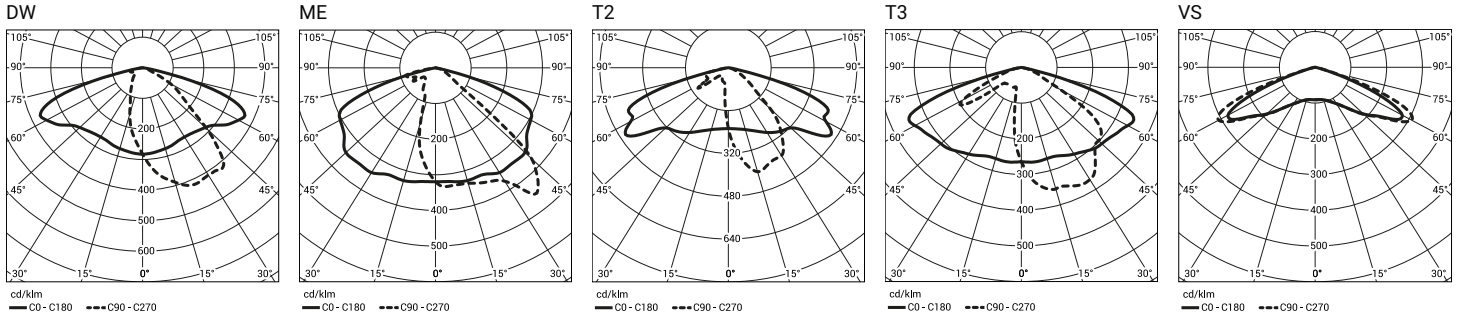
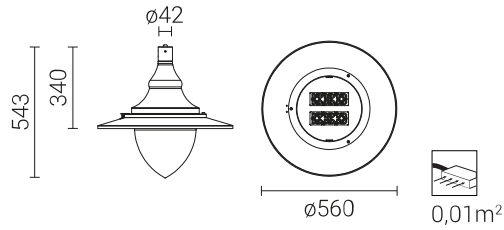


Code	Symbol
<b>690893</b>	Lamp diffuser PMMA transparent for OW LED

## OW LED



## OW LED Z KLOSZEM PRZEZROCZYSTYM



### Luminaire OW LED in standard has following functions of intelligent power supply:

- Connection to outside control system by DALI interface (operation of analog signal 1-10V as an option),
- Possibility of programming multistage dimming of luminaire, up to 5 intervals in the range of from 10 to 100% of nominal power,
- Temperature protection of LED module (from overheating) in case of unintentional luminaire operation during the,
- Regulation of power / luminous flux – the option of setting another value than the catalogue in the range of 30-100% of nominal one,

### Acceptable quantity of luminaires OW LED on one circuit, protected by:

#### Overcurrent switches MCB type B or C

Luminaire	Typ	2A	4A	6A	10A	16A	20A	25A
OW LED 48, 60, 72W	B	1	2	4	6	11	13	17
	C	1	4	6	11	18	28	28

#### Fuse – type gG and GL

Luminaire	2A	4A	6A	10A	16A	20A	25A
OW LED 48, 60, 72W	1	2	11	19	30	38	47